

Global Food Law Application Instructions

1. Log in or create an account in the application management system

Application management

Returning users:

[Log in](#) to continue an application.

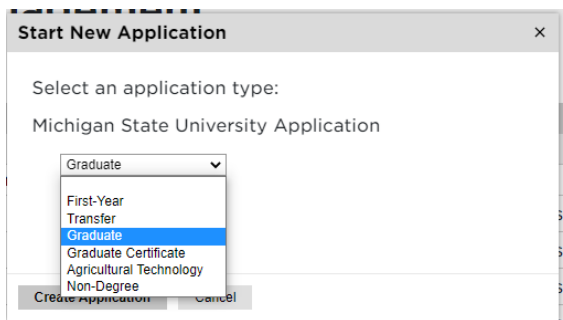
First-time users:

[Create an account](#) to start a new application.

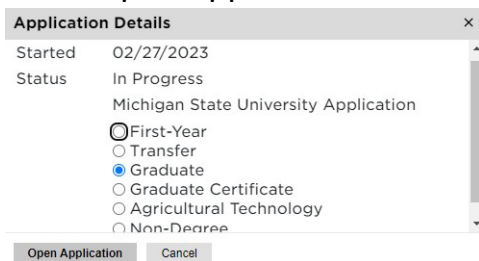
2. Once you're logged in, click "Start New Application"

[Start New Application](#)

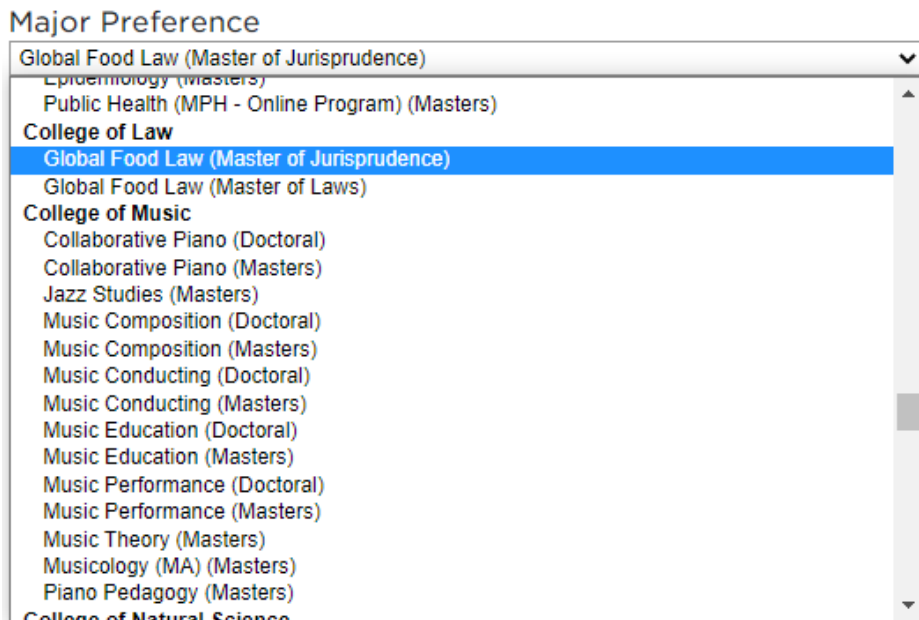
3. From the dropdown menu, select "Graduate", then click "Create Application"



4. An "Application Details" window will appear. Select "Graduate" and then click "Open Application"



5. Complete the **Personal Background** and **Personal Background-Continued** sections
6. Complete the **Other Information** section, choosing your Major Preference as either:
 - Global Food Law (Master of Jurisprudence)
 - Global Food Law (Master of Laws)-**Only for applicants with a J.D.**



7. Complete the **Conduct Questions**
8. Complete the **Academic History** section. Please note we only need information for degree-granting institutions.
9. **Skip** the **Test Scores** section unless you are submitting TOEFL scores for English language proficiency.
10. **Skip** the **Employment** section. Please note you will be required to upload your CV/Resume in the application portal later.
11. **Skip** the **Activities** section.
12. Complete the **References** section. Your recommenders will be emailed a link to submit their letter of recommendation.
13. Complete the **Global Food Law Supplemental Questions**
14. **Skip** the **Video Capture** section.
15. Complete the **Signature** section
16. Complete the **Review** section.